








MANNRIED EVACUATION INFORMATION SHEET

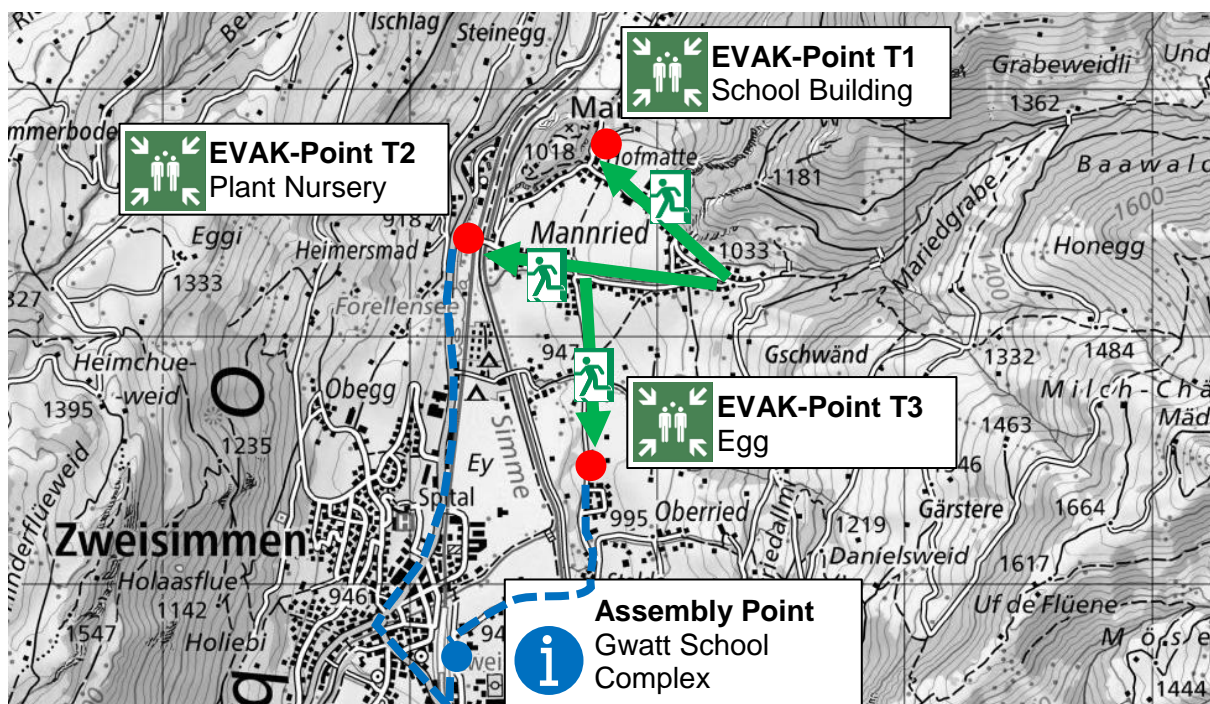
Dear residents, property owners, and property owners without residence in the Mannried area of the Municipality of Zweisimmen

As you are aware, the Mannried area is exposed to an increased risk of debris flows and flooding along the Mannried stream. Depending on how the situation develops, it may therefore become necessary to temporarily evacuate the area along the Mannried stream. This information sheet explains how an evacuation is carried out and how you can prepare yourself for such an event.

Process Flow

Phase	Behavioral Instructions	
Observation	Observation by the fire department	Alert the fire department if a deterioration of the situation is observed
Critical Development	Observation and information by the fire department and authorities  SMS to population  Pre-alert	<ul style="list-style-type: none"> No stay in the water area Be prepared for evacuation Follow instructions from the fire department and authorities Go for the assembly point if support is needed or call 118
Escalation	Immediate evacuation  SMS to population  Alarm  Alarm via sirens	<ul style="list-style-type: none"> Immediate leave the danger area Go to the assembly point After going to an assembly point: Go to the Gwatt school building collection (further information will be provided by authorities)

Evacuation Meeting Points and Assembly Point



Important Points

General Information on an Evacuation:

- An evacuation is an order issued by the police authorities.
- The municipality (including the fire brigade and civil protection services) is responsible for ordering and carrying out an evacuation.
- Instructions issued by the authorities must be followed at all times.

Definitions:

Precautionary Evacuation: A precautionary evacuation is the ordered temporary evacuation of a hazardous area before a potentially harmful event occurs.

Emergency Evacuation: An emergency evacuation refers to the immediate removal of people from an area that is under acute threat.

Evacuation Procedure:

- If an evacuation becomes necessary, the alert system and/or the fire brigade will issue an alert. The alert will be communicated via SMS and warning sirens.
- Upon receiving the alert, residents are requested to leave the affected area immediately. Take your prepared emergency bag with you (see checklist on the last page).
- Proceed to the nearest EVAC meeting point. If you require assistance, ask family members or neighbours for help or call 118.
- Evacuated persons will be registered at one of the three EVAC meeting points. This enables emergency services to quickly establish the number of evacuated persons and identify any potentially missing persons. If evacuees arrive before emergency services, the first person on site should carry out the registration.
- Evacuated persons will then proceed to the assembly point at the Gwatt School Complex in Zweisimmen. There, the authorities will provide information on the next steps and complete the registration of all persons. If necessary, accommodation outside the hazard area will be organised in cooperation with the municipality.

Funding / Cost Responsibility for an Evacuation:

- All costs associated with an evacuation, including any emergency accommodation, are to be borne entirely by the evacuated persons.
- These costs may be covered by the evacuated persons' insurance policies (e.g. household contents insurance or travel insurance).
- Insurance companies should be informed immediately of any damage or loss.

Recommendations for Residents and Visitors of the Municipality of Zweisimmen:

- Check in advance whether the costs of a possible evacuation (with or without actual damage occurring) are covered by any of your insurance policies.
- As a precaution, arrange accommodation outside the hazard area (e.g. with relatives, friends, or in holiday apartments).

Information:

For general information,
please contact:

Municipality of Zweisimmen
Tel. 033 372 88 11
Mail gemeindeverwaltung@zweisimmen.ch

Fire Brigade of Zweisimmen
Tel. 033 729 88 22 (In an emergency: call 118)
Mail feuerwehr@zweisimmen.ch

Evacuation Checklist (Recommendation):

Attention In the event of an emergency evacuation, saving lives takes precedence over searching for or securing valuables. The highest priority is the immediate evacuation of all people and animals from the hazard area. (Priority 1: People
Priority 2: Animals)

Prepare an emergency kit in advance in case an evacuation becomes necessary:

- Personal documents (passport/identity card, driving licence, insurance cards, vaccination record)
- Cash and bank cards
- Mobile phone and charger
- Laptop computer and charger
- Toiletries, medication, glasses
- Spare underwear and clothing
- Small valuables such as jewellery and watches

Prepare your house or apartment for your absence:

- Switch off electrical appliances
- Turn off water taps
- Turn down the heating
- Extinguish any open fires
- Switch off ventilation systems
- Close all windows and doors
- Lock the front door

Assist members of your household or neighbours if they require support.

Prepare your pets for transport (pet carrier or transport crate).